

DO YOU KNOW HOW TO USE THE STOVE CORRECTLY?

THINK

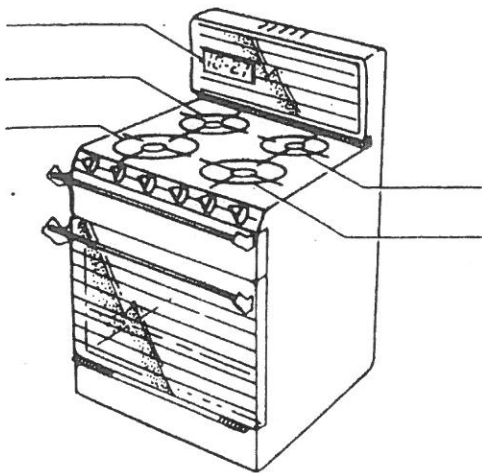


1 The stove can be divided into three parts:

- i _____
- ii _____
- iii _____

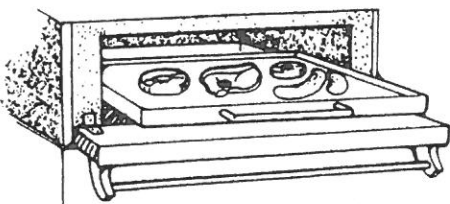
2 Label the following parts of the stove on the diagram below:

right rear hotplate, left rear hotplate, right front hotplate, left front hotplate, timer.



3 List four rules for the safe use of the stove.

- i _____
- ii _____
- iii _____
- iv _____

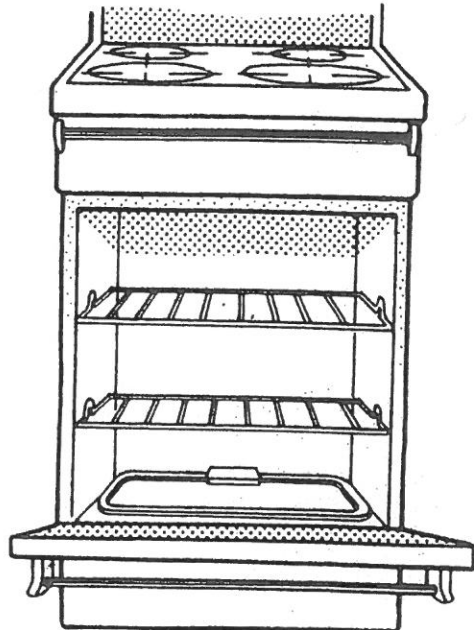


4 List four points concerning the care and use of the grill.

- i _____
- ii _____
- iii _____
- iv _____

5 Explain the use of the thermostat light.

6 The shelves in the oven are positioned according to the heat required. Label the hottest part and the coolest part of this electric oven.



7 Complete the following:

- a Turn the right, front hotplate to high. Place a saucepan on the stove. Boil 1 cup of water. Now turn it down to low.
- b Pre-heat the grill on high. Now turn it down to medium.
- c Pre-heat the oven to 180 °C. When the light goes out, turn the temperature control so that the oven is now set at Very Hot.

8 Oven temperatures

- Slow _____ °C _____ °F
- Moderate _____ °C _____ °F
- Hot _____ °C _____ °F
- Very Hot _____ °C _____ °F